

Belfast PEACEPLUS

Priority 1.1 Local Community
Peace Action Plan

Performance Dashboard

As of

14/04/2026 15:44:24

Please select a report below...

KPI Tracker

All
Participants

Achieved
Participants

Equality
Monitoring

Attitudinal
Survey

Programme
Board
Report (all
Participants)

Programme
Board
Report
(Achieved
Participants)

Monthly
Report



PEACEPLUS
Northern Ireland - Ireland

Co-funded by the
European Union  UK Government 




**Belfast
City Council**

The Belfast Local Community Action Plan is supported by PEACEPLUS, a programme managed by the Special EU Programmes Body (SEUPB).


Achieved Participants

 **1,876**
Total Achieved

🎯 **Participant Target: 17,454**
Total Left: 15,578 10.7%
Total Registered: 3,020
% Achieved to Total Participants 62%


 **50%**
Achieved Participants (Woman or Girl)

Total Female Achieved: 947
Total Achieved: 1,876
🎯 **Woman or Girl Target: 40%**


 **20%**
Achieved Participants (Ethnic Minority)

Total Ethnic Minority Achieved: 370
Total Achieved: 1,876
🎯 **Ethnic Minority Target: 40%**


Equality & Attitudinal Survey Respondents

 **1272**
Total Respondents to Date

Respondents to Achieved: 68%
👍 **% Positive Responses: 75%** (Positive = Strongly Agree, Agree or Yes)

 **47%**
Woman or Girl Respondents


Total Woman or Girl Respondents: 595


 **18%**
Ethnic Minority Respondents


Achieved Participants


 **1K**
Total Achieved

 **Participant Target: 7,638**
Total Left: 6,190 19.0%
Total Registered: 2,229
% Achieved to Total Participants 65%


 **48%**
Achieved Participants (Woman or Girl)

Total Female Achieved: 700
Total Achieved: 1K
 **Woman or Girl Target: 40%**


 **20%**
Achieved Participants (Ethnic Minority)

Total Ethnic Minority Achieved: 285
Total Achieved: 1K
 **Ethnic Minority Target: 40%**


Equality & Attitudinal Survey Respondents

 **966**
Total Respondents to Date

Respondents to Achieved: 67%
 **% Positive Responses: 74%** (Positive = Strongly Agree, Agree or Yes)

 **44%**
Woman or Girl Respondents

Total Woman or Girl Respondents: 425

 **18%**
Ethnic Minority Respondents

Achieved Participants

428
Total Achieved

Participant Target: 5,536
Total Left: 5,108 7.7%
Total Registered: 791
% Achieved to Total Participants 54%

58%
Achieved Participants (Woman or Girl)

Total Female Achieved: 247
Total Achieved: 428
 Woman or Girl Target: 40%

20%
Achieved Participants (Ethnic Minority)

Total Ethnic Minority Achieved: 85
Total Achieved: 428
 Ethnic Minority Target: 40%

Equality & Attitudinal Survey Respondents

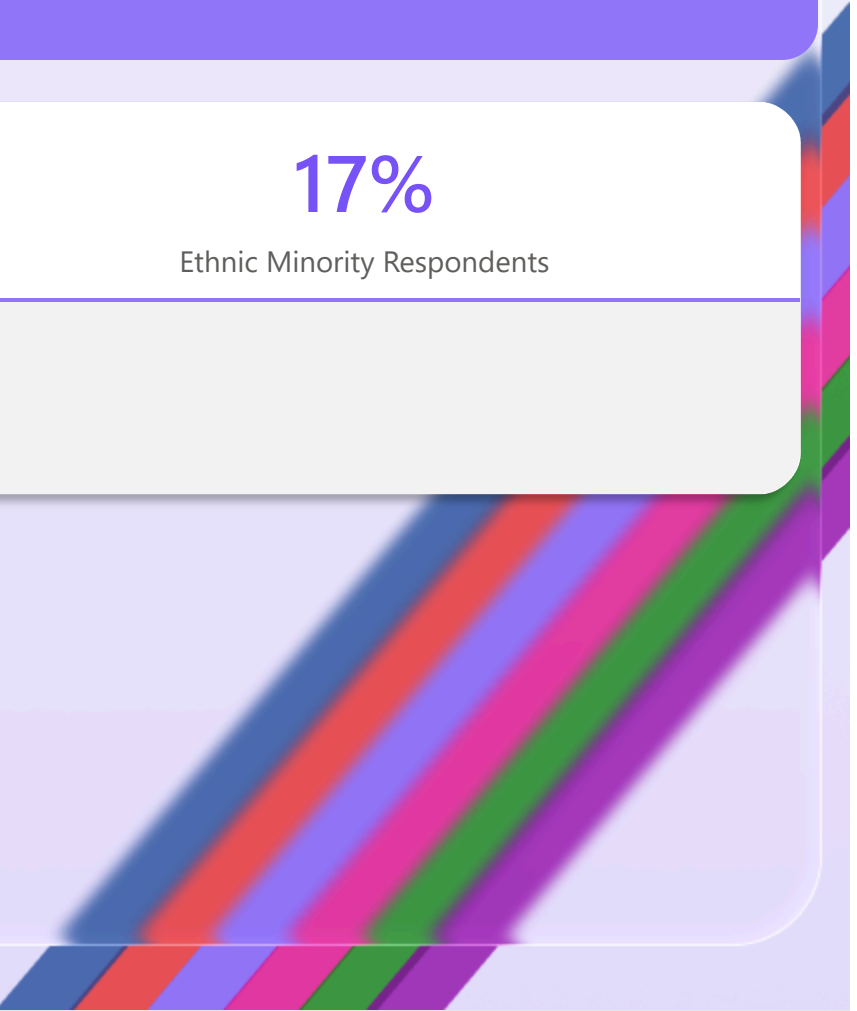
306
Total Respondents to Date

Respondents to Achieved: 71%
 % Positive Responses: 77% (Positive = Strongly Agree, Agree or Yes)

56%
Woman or Girl Respondents

Total Woman or Girl Respondents: 170

17%
Ethnic Minority Respondents



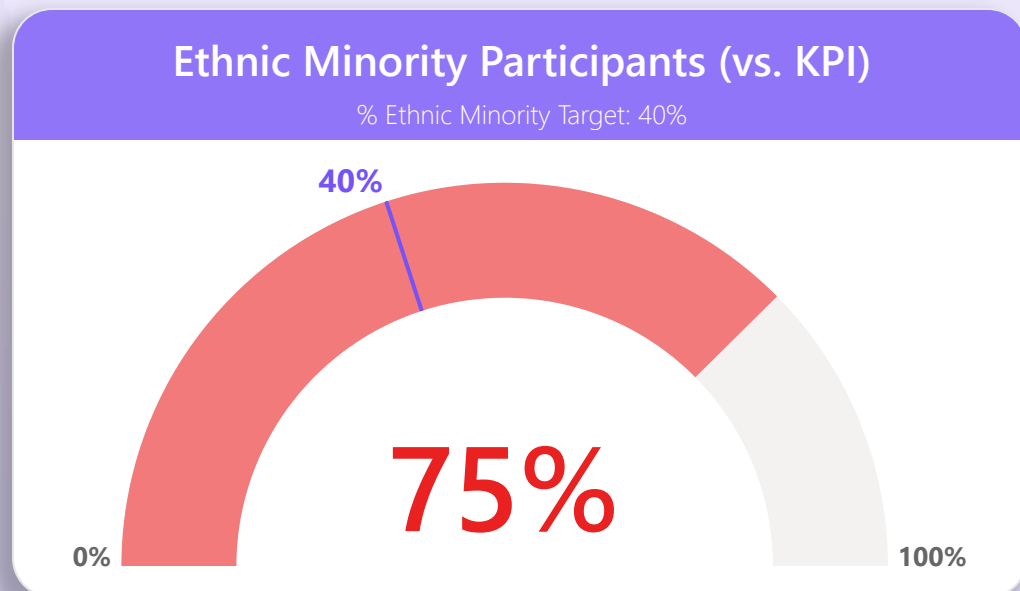
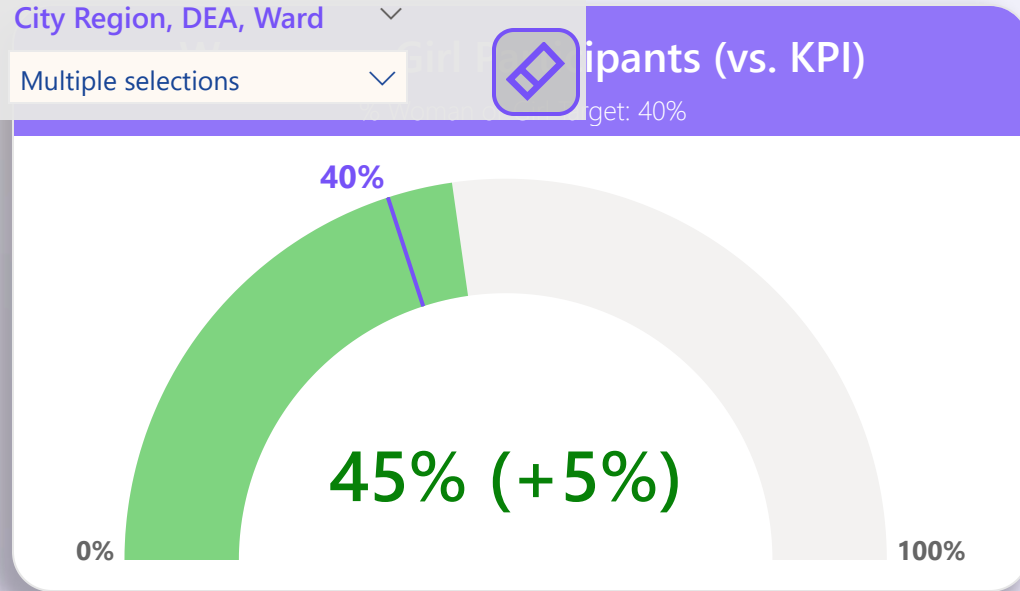
Filters [X]

- Theme, Project, Cohort [v]
- All [v]
- Project Manager [v]
- Multiple selections [v]
- City Region, DEA, Ward [v]
- Multiple selections [v]

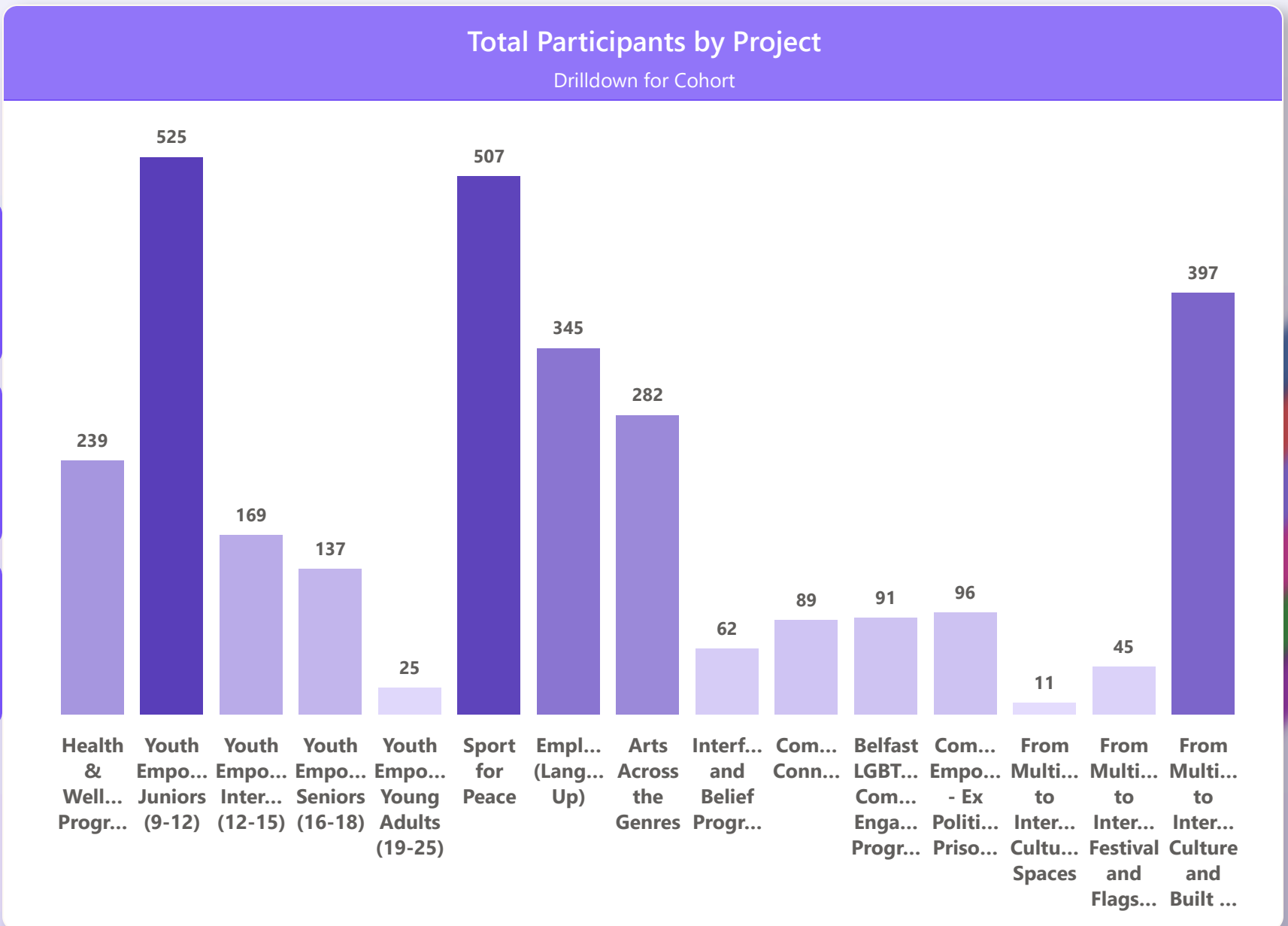
3,020

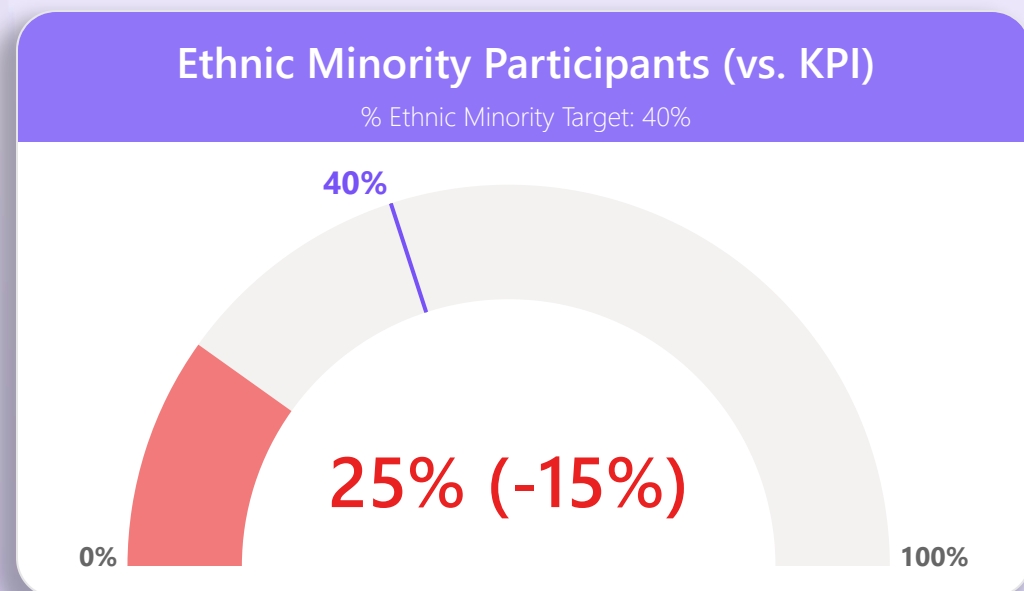
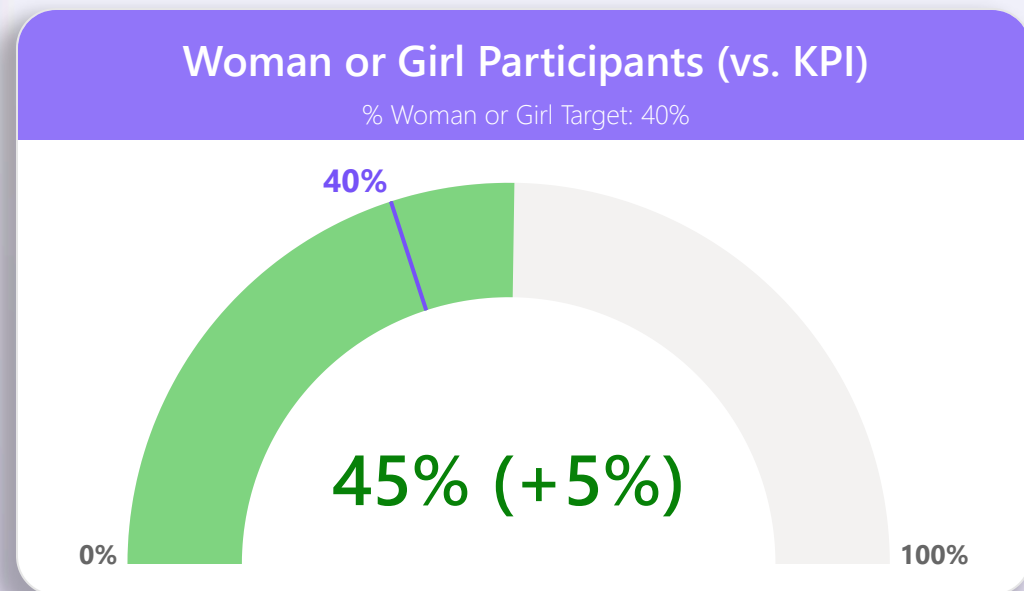
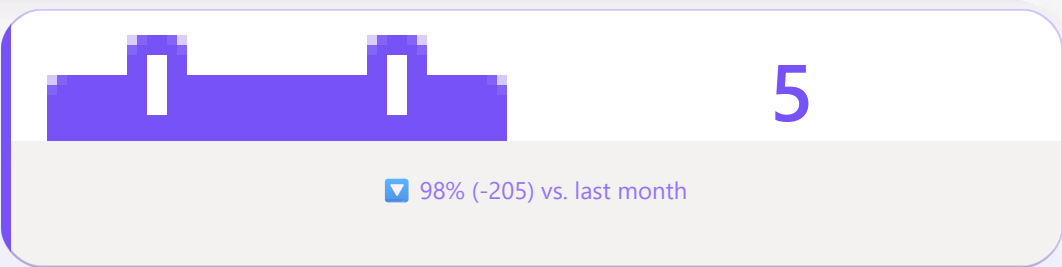
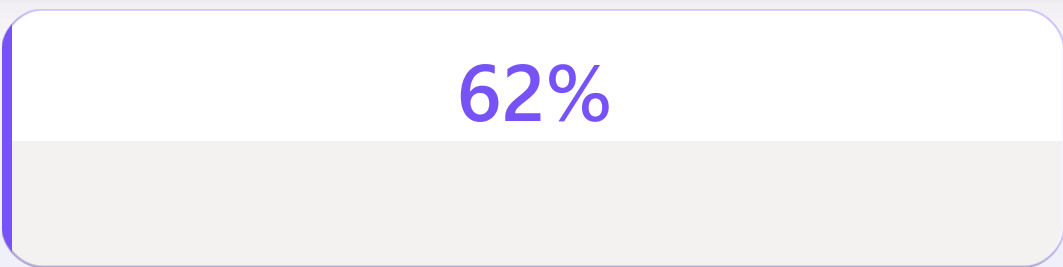
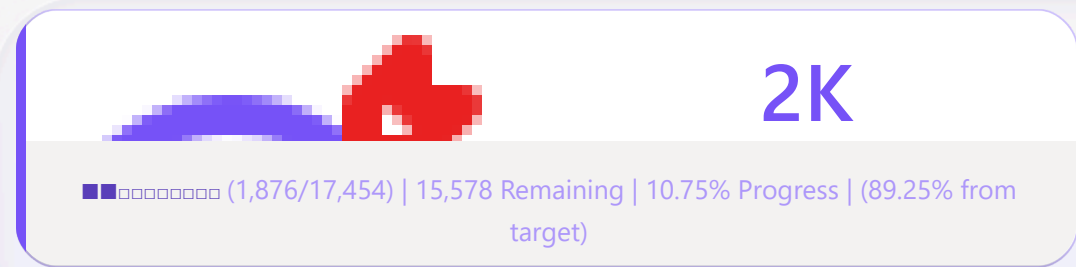
16

72% (-41) vs. last month



- Total Participants by Project
- Project Registrations over Time
- Participant Registrations over Time

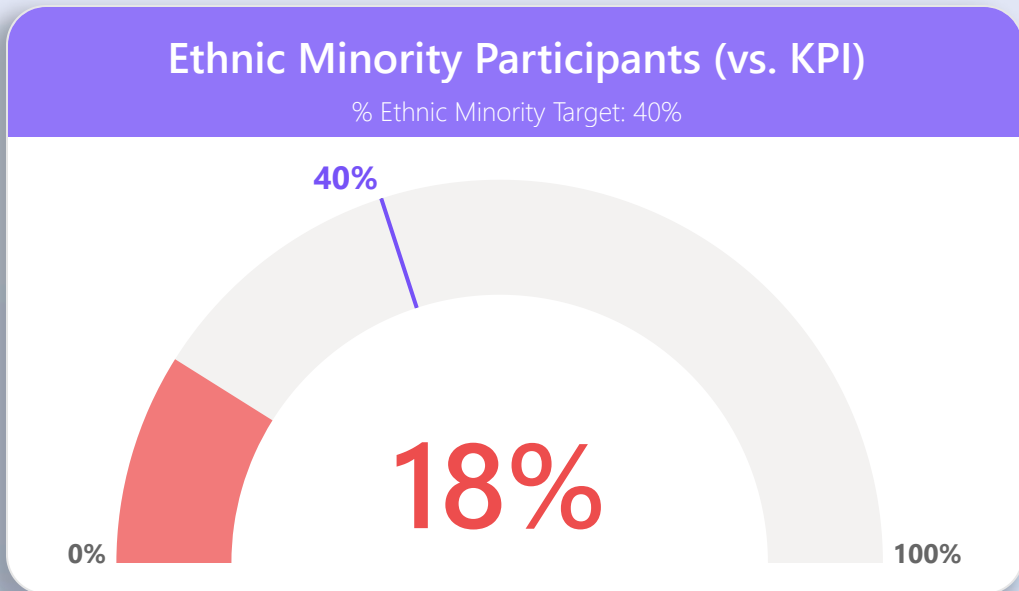
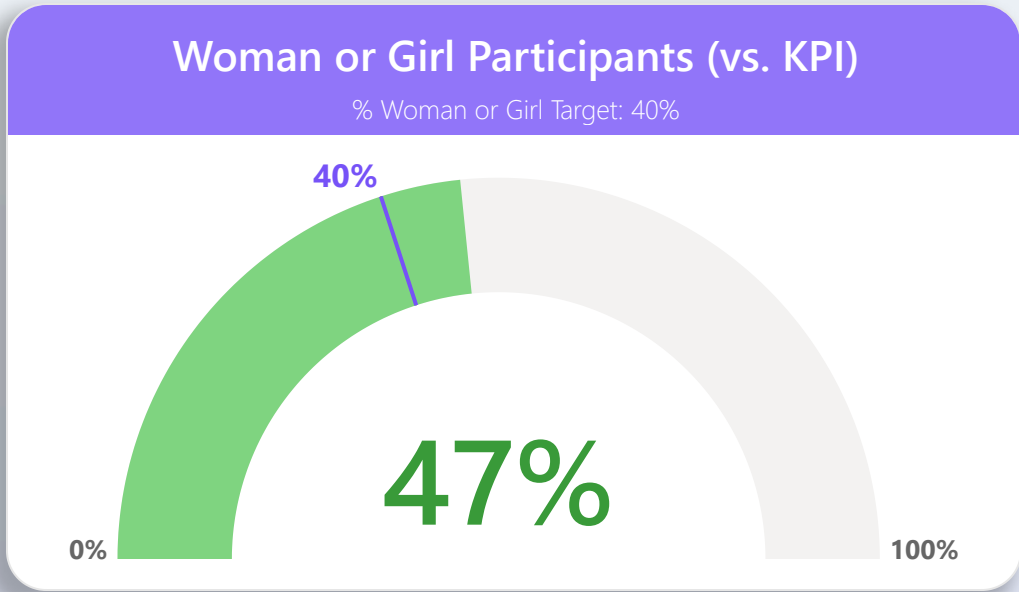
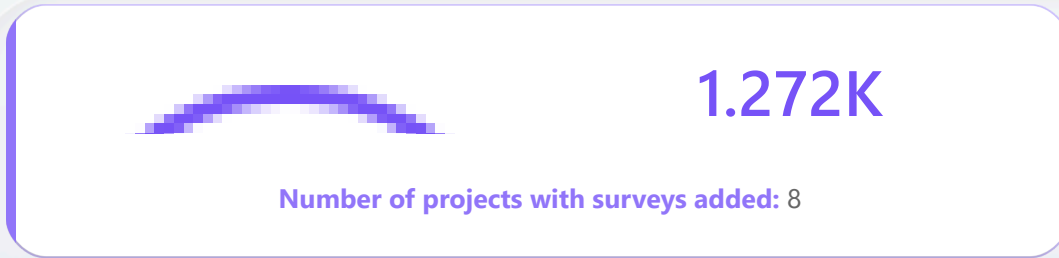




Achieved Participants over Time | Achieved by Project | **Achieved by Activity**

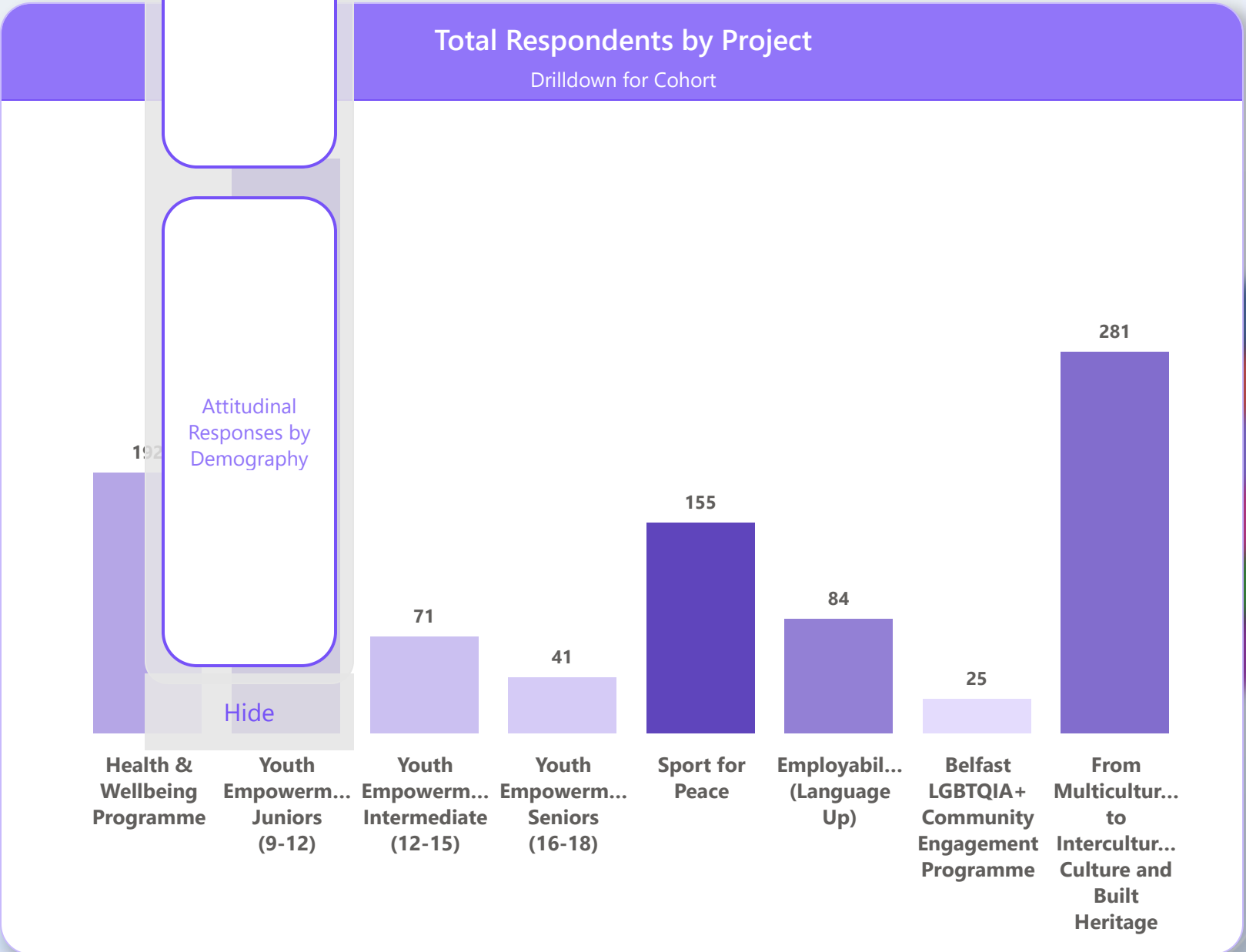
Total Achieved Participants by Project & Activity

Project & Activity	Total Achieved
TPC	1,448
Health & Wellbeing Programme	250
Peacebuilding Cross Community Session	231
Take 5 Session	19
Youth Empowerment: Juniors (9-12)	411
Junior (9-12 year old) Activity	411
Youth Empowerment: Intermediate (12-15)	124
Intermediate (12-15 year old) Activity	123
Intermediate (12-15 year old) Social Action Learning Activity	1
Youth Empowerment: Seniors (16-18)	41
Seniors (16-18 year old) Activity (Non-Residential)	41
Youth Empowerment: Young Adults (19-25)	26
Young Adults (19-25 year old) Activity (Residential)	26
Sport for Peace	341
Pillar 1: Qualification/Coach Education	30
Pillar 2: Participation	311
Employability (Language Up)	89
Strand 1: Community Provision of Flexible Language Courses	53
Strand 2: Community Programme of Activities (including co-design process)	36
Arts Across the Genres	166
Cross community shared sessions - cross-genre work	111
Cross community shared sessions - same genre work	41
Group establishment/ capacity building sessions	5
Local Showcase	5
Project 5 creation and documentary making, social media management	4
Total	1,876



Responses over Time


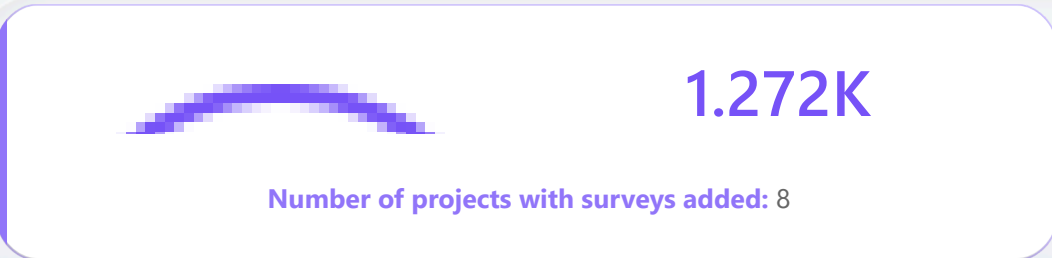
Respondents by Project



Attitudinal Survey


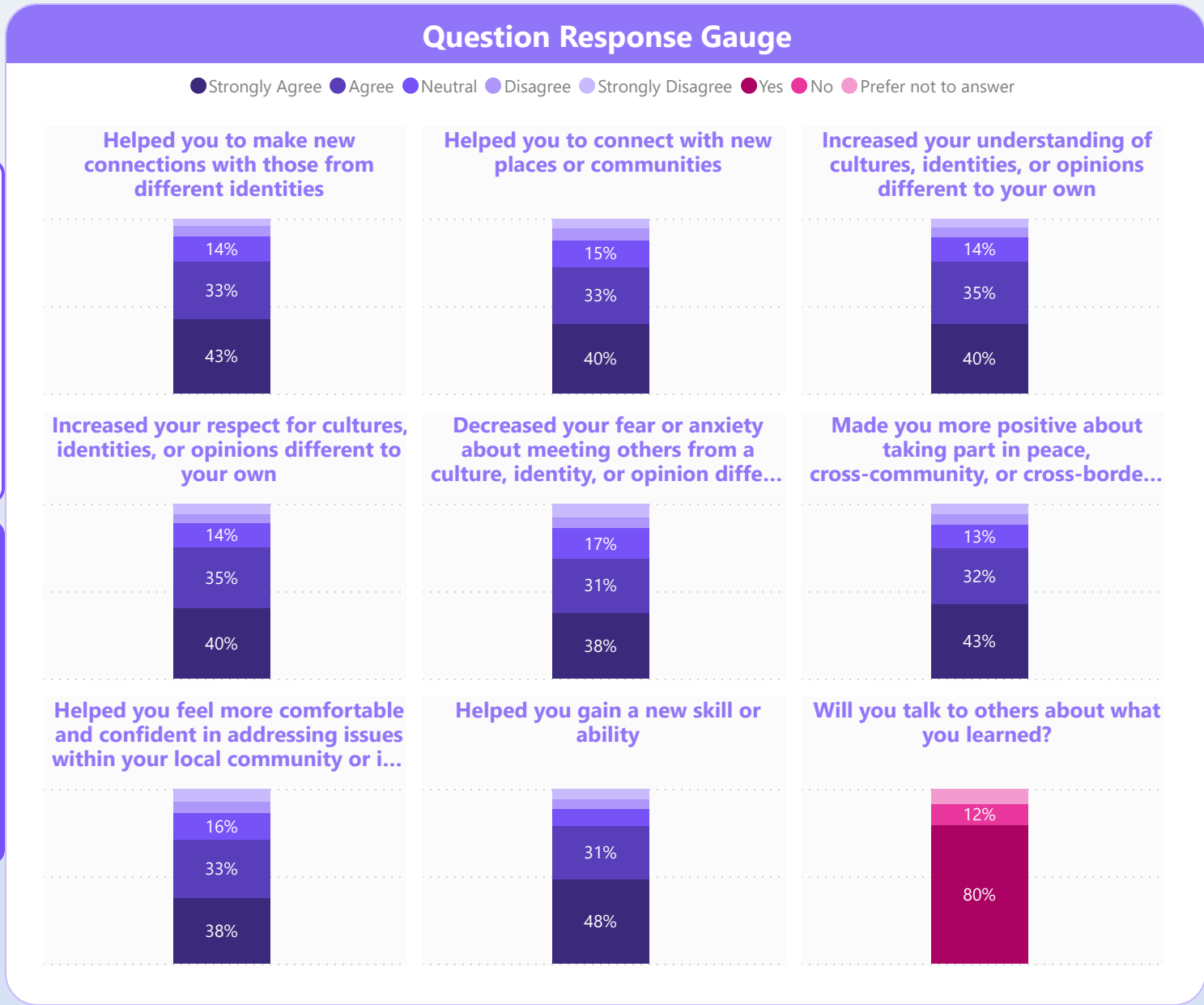
Attitudinal Responses by Demography

Hide



Positive Responses by Project

Question Response Gauge



At 80 %, Will you talk to others about what you learned? had the highest % Positive Responses and was 16 % higher than Decreased your fear or anxiety about meeting others from a culture, identity, or opinion different to your own, which had the lowest % Positive Responses at 69 %.

Across all 9 Question, % Positive Responses ranged from 69 % to 80 %.

Build visuals with your data

Select or drag fields from the **Data** pane onto the report canvas.

